

WORKING WITH YOUR LEARNER AT HOME - PARENT BOOKLET





A learning guide for parents

We all want our learners to have the tools to continue to learn effectively.

The key to successful learning is to learn little and often. Routines and structure are also important, so having an achievable and manageable routine in place is a must for continued and effective learning.

To get the best benefit from the Learning Village, we recommend that learners spend an hour per day learning, revising and consolidating.

We follow this learning cycle:

Learn

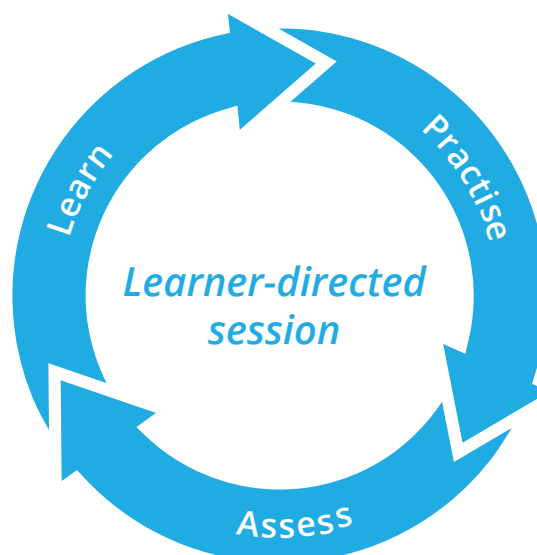
Listen, read, say, check, hide, write & review.

Practise

Complete practice games.

Assess

Complete an assessment of the learning objective.



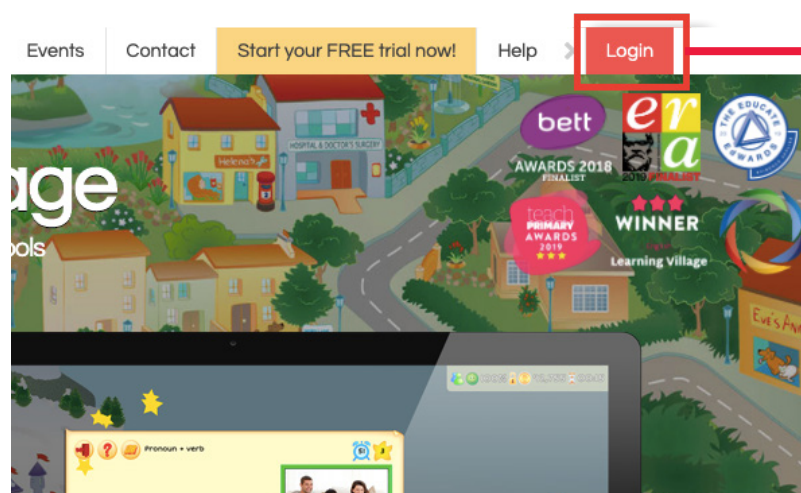
What do I need?

You will need to access the Learning Village through Chrome.

The Learning Village requires speech recognition, which means you need a headset with a microphone. If you don't have this, your learner can still access the Learning Village, just without recording. Modern devices (laptops, tablets, Chromebooks) have a microphone built-in, but for older devices (Desktop PCs), or if you're using the Learning Village in a noisy environment, you may need to use a headset.



How to use the Learning Village with your learner at home




1. Go to www.learningvillage.net
2. Click on the log in button in the top right corner.
3. Enter your learner's username and password. If you don't know these, ask your teacher.

4. You will now see a screen showing the Learning Village logo.
5. Now click on 'Start'.
6. Welcome to the Learning Village - you're ready to start!



Start Home Help



7. You'll see the treehouse in the middle of the screen. There are stars around it and a friendly parrot!
8. Click on the cafe'. This will take you to all the lessons your learner's teacher has assigned to him or her.

9. Click on the first lesson and work your way through it. The lessons are easy to follow - just click on the buttons and follow the instructions.




10. If you need to go back, click on the blue 'return' arrow until you get to the right screen.

11. If you need help, email the Learning Village at info@axcultures.com.

Explore The Village!

This is the Post Office. Click on this to see if your learner's teacher has sent a message. Your learner can also send a message to his or her teacher here.

Next to the Post Office is the Shop. This is where your learner can get great things for their secret hideaway.






This is the library. Your learner will find special priority lessons here that his or her teacher has assigned to them.



Under the bridge, there is a special 'secret hideaway'. Your learner will be able to customise this hideaway with the things they earn from working hard.



How long should my learner spend on the Learning Village?

Each element of our learning cycle is important. A typical learning session could have the following order and timings:

Timing	Area	Notes
10 minutes	Revision 	It is important that your learner continues to revisit and consolidate areas that they have found difficult previously, so we always recommend that this is the starting point for each lesson.
20-30 minutes independent learning	Learn 	In this area your learner can work at his or her own pace. They can practise speaking, reading and listening. They can also practise writing if they have a piece of paper near the computer. Your learner can hide the writing on an image by clicking on that image. They can then challenge themselves to remember what the writing says. They can click on the image again to bring back the text and then check their answer. Ensure writing is enjoyable and manageable. Learners don't have to write if they aren't keen.
	Practise 	We have four different practice activities that your learner should work through. Each activity has a set of games to consolidate and optimise their learning. The last practice activity is a social activity where your learner can play against others in his or her school, or even another learner on the other side of the world!

<i>Timing</i>	<i>Area</i>	<i>Notes</i>
cont. 20-30 minutes independent learning	Assess 	Keeping track of how your learner is getting on in each lesson is very important. We have a sophisticated tracking tool that send your learner's teacher information on your learner's learning. It includes information on which areas your learner is doing really well in, in addition to which areas he or she needs more time on. This is also how we decide which topics go into the revision centre.
		Learners should prioritise anything the teacher has set.



Keeping track of learning:

It is important for learners to see what progress they are making. This is why we have the 'home/school diary', where you and your learner can tick off the lesson that they have worked through. See also the timetables at the back for further support on keeping a routine.

1. Making friends

Words we learn	Language structures we learn	Comments
Personal pronouns Greetings vocabulary Introductions vocabulary	What's your name? My name is How are you? She is I come from How old are you? I am years old.	Date:

2. Counting 1-20

Words we learn	Language structures we learn	Comments
Numbers 1-20 Before, after What	What comes before / after? Which number is missing? How many?	Date:

3. Colours & the classroom

Words we learn	Language structures we learn	Comments
Colours Classroom vocabulary	What colour is it? Is it? Yes, it is. / No, it isn't. Articles a/an	Date:

4. A/an & classroom vocabulary

Words we learn	Language structures we learn	Comments
Everyday objects vocabulary Classroom instructions Vowels a, e, i, o, u	Articles a/an	Date:

5. What's that in English?

Words we learn	Language structures we learn	Comments
This, that	What's this/that? It's a/an What's this/that in English? I don't know.	Date:

6. His, hers, yours, mine

Words we learn	Language structures we learn	Comments
Possessive adjectives Belongs to Article the	Whose is this/that? It's	Date:

7. Numbers 20-50

Words we learn	Language structures we learn	Comments
Numbers Add, subtract, times, divide, equals, answer		Date:

8. Likes & dislikes

Words we learn	Language structures we learn	Comments
Levels of like School subjects Timetable	What subject do you like? I like / don't like..... I hate I love is OK. Do you like? Yes, I do. / No, I don't.	Date:



9. Subject + verb + object

Words we learn	Language structures we learn	Comments
Basic verbs Pronouns	Word order Present simple Third person '-s'	Date:

10. My favourite animal

Words we learn	Language structures we learn	Comments
Animals This Plurals	My favourite This is a/an Articles a/an	Date:

11. This, that, these, those

Words we learn	Language structures we learn	Comments
This, that, these, those What	What are these? These are	Date:

12. Imperatives

Words we learn	Language structures we learn	Comments
Classroom vocabulary Classroom instruction imperatives	Imperatives	Date:

13. Immediate family & have got / has got

Words we learn	Language structures we learn	Comments
Immediate family members Extended family members Possessive adjectives Verb to have	How many brothers and sisters do you have? I have got brothers and sisters. Contractions	Date:

14. Extended family & possessive 's'

Words we learn	Language structures we learn	Comments
Family vocabulary My, your, her, his Who	Who is this? This is my/her/his.....	Date:

15. Description & has got / have got

Words we learn	Language structures we learn	Comments
Facial descriptions Hair descriptions Attributes	Hasn't got (has not got) Haven't got (have not got) He has got	Date:

16. Sports & do you like

Words we learn	Language structures we learn	Comments
Ball sports Other sports Sports vocabulary	Do you like? Yes, I do. / No, I don't.	Date:

17. Can / can't for ability

Words we learn	Language structures we learn	Comments
Sports vocabulary	He can	Date:

18. Ordinal numbers

Words we learn	Language structures we learn	Comments
Ordinals 1st - 10th		Date:



19. Hobbies

Words we learn	Language structures we learn	Comments
Hobbies vocabulary		Date:

20. Have you got

Words we learn	Language structures we learn	Comments
Food vocabulary Countable / uncountable nouns	Determiners a/an/some Have you got any? Yes, I have got a/an/some No, I don't have a/an/some	Date:

21. Classifiers

Words we learn	Language structures we learn	Comments
Food vocabulary Classifiers	I have got a/an/some I haven't got any	Date:

22. How much / many?

Words we learn	Language structures we learn	Comments
Food vocabulary	How much / many have you got? I have got	Date:

23. Home & there is / are

Words we learn	Language structures we learn	Comments
House vocabulary	Determiners a/an/some	Date:
Home vocabulary	There is / are	
Bathroom vocabulary	There isn't / aren't any	
Bedroom vocabulary	Are / is there? Yes, there is. / No, there isn't.	
Kitchen vocabulary		
Lounge vocabulary		
Office vocabulary		
Outside vocabulary		
Garden vocabulary		

24. Prepositions

Words we learn	Language structures we learn	Comments
Prepositions	There is/are a/an/some	Date:

25. Can / can't for permission

Words we learn	Language structures we learn	Comments
Verbs	Can I? Yes you can. / No, you can't.	Date:

26. Do you / does he?

Words we learn	Language structures we learn	Comments
Hobbies vocabulary	Do you? / Does he? Yes, he does. / No, he doesn't.	Date:



27. Would you like?

Words we learn	Language structures we learn	Comments
Food vocabulary	What would you like? I would like Would you like? Yes, I would. / No, I wouldn't, thank you.	Date:

28. Feelings

Words we learn	Language structures we learn	Comments
Feelings Wants	I'm He is She wants to	Date:

29. Shops and places

Words we learn	Language structures we learn	Comments
Places vocabulary Town features	Where is? It is There is / are	Date:

30. Directions

Words we learn	Language structures we learn	Comments
Directions vocabulary Places vocabulary	Where is / are?	Date:

31. Clothes

Words we learn	Language structures we learn	Comments
Clothes vocabulary Adjectives to describe material	What are you wearing today? Articles a/an How many? I have Which one?	Date:

32. Money

<i>Words we learn</i>	<i>Language structures we learn</i>	<i>Comments</i>
Shopping vocabulary Ones GBP	How much? They are / It is I'll buy	Date:

33. Time 1

<i>Words we learn</i>	<i>Language structures we learn</i>	<i>Comments</i>
Time vocabulary O'clock, half past, quarter to / past	What's the time? It's	Date:

34. Daily routine

<i>Words we learn</i>	<i>Language structures we learn</i>	<i>Comments</i>
Daily routine vocabulary In, at	Time indicators	Date:

35. Days of the week

<i>Words we learn</i>	<i>Language structures we learn</i>	<i>Comments</i>
Days of the week On	On Thursday	Date:

36. Adverbs of frequency

<i>Words we learn</i>	<i>Language structures we learn</i>	<i>Comments</i>
Adverbs of frequency Sports vocabulary On, in, at	He usually	Date:



37. Time 2

Words we learn	Language structures we learn	Comments
Minutes past / to	What time is it? It's	Date:

38. How often do you?

Words we learn	Language structures we learn	Comments
Time markers	How often do you?	Date:

39. Time revision

Words we learn	Language structures we learn	Comments
Time vocabulary Daily routine vocabulary	When does he usually?	Date:

40. Body

Words we learn	Language structures we learn	Comments
Body parts vocabulary		Date:

41. Feelings 2

Words we learn	Language structures we learn	Comments
Feelings vocabulary	How are you feeling? Do you feel? Yes, I do. / No, I don't.	Date:

42. Illness

Words we learn	Language structures we learn	Comments
illnesses vocabulary	I have a/an	Date:

43. Cures

Words we learn	Language structures we learn	Comments
Cures vocabulary	What's the matter?	Date:

44. Transport

Words we learn	Language structures we learn	Comments
Transport vocabulary By	I go to school by	Date:

45. Jobs

Words we learn	Language structures we learn	Comments
Jobs vocabulary	I am a/an	Date:

46. How do you get to?

Words we learn	Language structures we learn	Comments
Verb to get By	What does he do? He is a/an He gets to work by	Date:

47. What is he doing?

Words we learn	Language structures we learn	Comments
Present continuous	What is she doing? She is	Date:

48. Why are you going?

Words we learn	Language structures we learn	Comments
Because Why	Why? Because He is because	Date:



49. Shape

Words we learn	Language structures we learn	Comments
Shape vocabulary Adjectives to describe patterns What	What shape is it? It's	Date:

50 - 55. Past tense

Words we learn	Language structures we learn	Comments
Home vocabulary Basic verbs Past tense verbs '-ed' Past tense irregular verbs Past tense 'did/didn't'	Time indicators Was / were There was / were Did you? Yes, I did. / No, I didn't.	Date:

56. Months

Words we learn	Language structures we learn	Comments
Months Numbers of the months	January is month 1.	Date:

57. Past tense - had

Words we learn	Language structures we learn	Comments
Past tense 'have/had'	Time markers	Date:

58. Adverbs

Words we learn	Language structures we learn	Comments
Basic verbs Adverbs	-ly / -ily	Date:

59. Must

Words we learn	Language structures we learn	Comments
Must / mustn't	You must / You mustn't	Date:

60. Because so

Words we learn	Language structures we learn	Comments
Past tense verbs Because So	He because He because so	Date:

61. Have to

Words we learn	Language structures we learn	Comments
Imperatives Have to	You have to You don't have to	Date:

62. Weather

Words we learn	Language structures we learn	Comments
Weather vocabulary	What's the weather like? It's	Date:

63. Weather - going to

Words we learn	Language structures we learn	Comments
Countries vocabulary Going to	Future time markers What's the weather going to be like? In it's going to be	Date:



64. What's going to happen?

Words we learn	Language structures we learn	Comments
Going to	He is going to	Date:

65. What will happen?

Words we learn	Language structures we learn	Comments
Will	Future time markers	Date:

66. Perhaps

Words we learn	Language structures we learn	Comments
Perhaps Will / 'll / won't Going to	Perhaps I will	Date:

67 - 68. Comparatives & superlatives

Words we learn	Language structures we learn	Comments
	Comparatives / superlatives '-er / -est' Comparatives / superlatives 'more / most' Irregular comparatives / superlatives	Date:

If you learn additional sessions, then these can be added here.

<i>Words we learn</i>	<i>Language structures we learn</i>	<i>Comments</i>
		Date:

<i>Words we learn</i>	<i>Language structures we learn</i>	<i>Comments</i>
		Date:

<i>Words we learn</i>	<i>Language structures we learn</i>	<i>Comments</i>
		Date:

<i>Words we learn</i>	<i>Language structures we learn</i>	<i>Comments</i>
		Date:



<i>Words we learn</i>	<i>Language structures we learn</i>	<i>Comments</i>
		Date:

<i>Words we learn</i>	<i>Language structures we learn</i>	<i>Comments</i>
		Date:

<i>Words we learn</i>	<i>Language structures we learn</i>	<i>Comments</i>
		Date:

<i>Words we learn</i>	<i>Language structures we learn</i>	<i>Comments</i>
		Date:

<i>Words we learn</i>	<i>Language structures we learn</i>	<i>Comments</i>
		Date:

<i>Words we learn</i>	<i>Language structures we learn</i>	<i>Comments</i>
		Date:

<i>Words we learn</i>	<i>Language structures we learn</i>	<i>Comments</i>
		Date:

<i>Words we learn</i>	<i>Language structures we learn</i>	<i>Comments</i>
		Date:



<i>Words we learn</i>	<i>Language structures we learn</i>	<i>Comments</i>
		Date:

<i>Words we learn</i>	<i>Language structures we learn</i>	<i>Comments</i>
		Date:

<i>Words we learn</i>	<i>Language structures we learn</i>	<i>Comments</i>
		Date:

<i>Words we learn</i>	<i>Language structures we learn</i>	<i>Comments</i>
		Date:

Home learning timetable



Use this timetable to help you get into a good routine.

Tick ✓ when completed

Study	Monday	Tuesday	Wednesday	Thursday	Friday
Learning Village					
Reading:					
Other:					



Study						
Monday						
Tuesday						
Wednesday						
Thursday						
Friday						









Friday				
Thursday				
Wednesday				
Tuesday				
Monday				
Study				
































Study					
Monday					
Tuesday					
Wednesday					
Thursday					
Friday					

THE VILLAGE

LOCATIONS

	Tree house	C - 6
	School	E - 5
	Post Office	A - 7
	Tree house shop	B - 7
	Library	A - 7
	Secret hideaway - gifts	E - 6

BUTTONS

	Phonics		Survival Language
	Curriculum Content		Go to tree house
	Revision		I don't know
	Search		Exit
	Listen		Record
	Listen slowly		Listen to recording
	Learn		Multiplayer
	Match		Assess
	Spell/Sentence construction		Go back
	Multi-match		Leaderboard
	Flip		Go to map
	Sort		
	Exit		Settings
	Fullscreen		Tutorial
	Play / stop music		Translate

